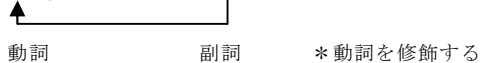


↓ココがポイント①↓

to + 動詞の原形 (V<sub>原</sub>) で副詞を作ります。to + 動詞の原形 (V<sub>原</sub>) は、「～するために」と訳されます。

I study hard to be a doctor. (私は医者になるために一生懸命勉強する)



Why did you go to the station? (なぜ駅に行ったの)  
 To meet my friend. (友達に会うため)

覚えよう ～英作文のコツ～

例題：以下の日本語を英文に直しなさい。

「私は医者になるために一生懸命勉強する。」

手順1：目的を表している部分を ( ) でくくる。

→私は (医者になるために) 一生懸命勉強する。

手順2：( ) 内の言葉を無視して、英作文をする。この例題の場合、

私は「一生懸命勉強する。」

→I study hard. -①

手順3：( ) 内の言葉を to + 動詞の原形 (V<sub>原</sub>) で表現する。

→to be a doctor. -②

手順4：②を①の後ろにつける。

→I study hard to be a doctor.

↓ココがポイント②↓


I was happy to receive an e-mail from my friend.



(私は友達からメールをもらって嬉しかった)


このタイプの英文は、下線部分が原因、波線部分が結果を表しています。

I was happy to receive an e-mail from my friend.



覚えよう

- |                                     |                           |
|-------------------------------------|---------------------------|
| 1. be happy to + V <sub>原</sub>     | 1. ～して嬉しい                 |
| 2. be glad to + V <sub>原</sub>      | 2. ～して嬉しい                 |
| 3. be sad to + V <sub>原</sub>       | 3. ～して悲しい                 |
| 4. be sorry to + V <sub>原</sub>     | 4. ～して残念に思う<br>～して申し訳なく思う |
| 5. be surprised to + V <sub>原</sub> | 5. ～して驚いている               |



**Step 1** 下線部分に注意して、日本文に直しなさい。

<動詞を修飾する>

1. He's going to go to the U.S. to study English.
2. I got up early to watch the soccer game.
3. You must study hard to pass the test.
4. She went to the library to borrow a book.
5. Why did you go to the airport? To see my brother off.
6. Why do you study English? To get a better job.

<形容詞を修飾する>

7. I was happy to hear the news.
8. She was glad to receive a birthday present.
9. You'll be sad to say goodbye to your friends.
10. I'm sorry to call you so late.
11. He was surprised to look at the alarm clock this morning.

1 \_\_\_\_\_

2 \_\_\_\_\_

3 \_\_\_\_\_

4 \_\_\_\_\_

5 \_\_\_\_\_

6 \_\_\_\_\_

7 \_\_\_\_\_

8 \_\_\_\_\_

9 \_\_\_\_\_

10 \_\_\_\_\_

11 \_\_\_\_\_


**語句**

the U.S. : アメリカ、pass : 合格する、borrow : 借りる、see off : 見送る、  
better : よりよい、so : こんなに、alarm clock : 目覚まし時計

**Step 2** ( ) 内の語を並べ替えて読みなさい。

MEMO

1. He's going to go to the U.S. ( English / study / to ).
2. I got up early ( game / soccer / the / to / watch ).
3. You must study hard ( pass / test / the / to ).
4. She went to the library ( a / book / borrow / to ).
5. Why did you go to the airport?  
( brother / my / off / see / to ).
6. Why do you study English?  
( a / better / get / job / to ).
7. I ( happy / hear / to / was ) the news.
8. She ( glad / receive / to / was ) a birthday present.
9. You'll ( be / sad / say / to ) goodbye to your friends.
10. I'm ( call / sorry / to ) you so late.
11. He ( look / surprised / to / was ) at the alarm clock this morning.



**Step 3** ( ) 内の語を並べ替えなさい。

1. He's going to ( English / go / study / the / to / to / U.S. ).

1 \_\_\_\_\_

2. I got up ( early / game / soccer / the / to / watch ).

2 \_\_\_\_\_

3. You must ( hard / pass / study / test / the / to ).

3 \_\_\_\_\_

4. She went ( a book / borrow / library / the / to / to ).

4 \_\_\_\_\_

5. Why did you go to the airport?

( brother / my / off / see / to ).

5 \_\_\_\_\_

6. Why do you study English?

( a / better / get / job / to ).

6 \_\_\_\_\_

7. I ( happy / hear / the / to / was ) news.

7 \_\_\_\_\_

8. She ( a birthday / glad / present / receive / to / was ).

8 \_\_\_\_\_

9. You'll ( be / goodbye / sad / say / to / to ) your friends.

9 \_\_\_\_\_

10. I'm ( call / late / so / sorry / to / you ).

10 \_\_\_\_\_

11. He ( at / look / surprised / the / to / was ) alarm clock this morning.

11 \_\_\_\_\_